



Introducing Coding With Sequencing & Picture Books



Hello!

I AM SABRINA STEIGELMAN

I am a media coordinator in Cumberland County. I love integrating STEM and supporting the classroom curriculum as much as possible with my library lessons.

You can reach me anytime at...

Twitter: @sabrinateig or Email: sabrinateigelman@ccs.k12.nc.us

“

“Whether you want to uncover the secrets of the universe, or you just want to pursue a career in the 21st century, basic computer programming is an essential skill to learn.” - Stephen Hawking

Coding = Sequencing

Order and sequence is happening
all around us!

Before we begin to think like
robots, we need to recognize how
important order of events is.



SEQUENCE

by **Kodable**




**Introducing
students to coding
reinforces so many
other concepts...**

- Order of events
- Sequencing
- Story Retell (First, next, last....)
- Directional Words
- Problem Solving
- Critical Thinking
- Computational Thinking Skills
- Determination

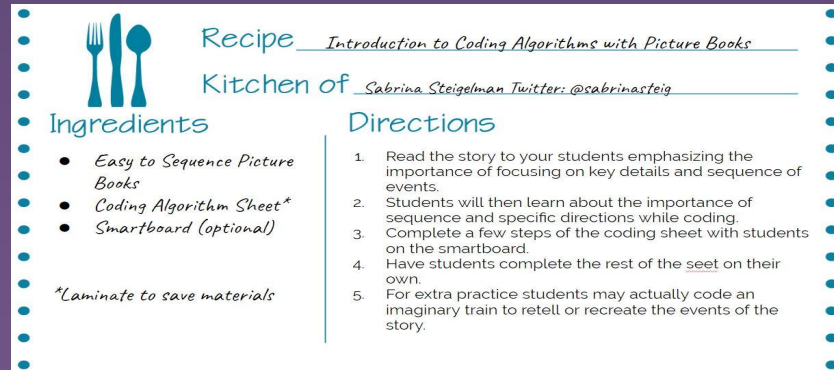
When introducing
younger students
to coding...


I like to use
“offline” activities
first...



Here is my favorite simple introduction to coding. This activity is a “recipe” for success as it incorporates...

- Order of events
- Sequencing
- Story Retell (First, next, last....)
- Directional Words
- Problem Solving
- Critical Thinking



 **Recipe** *Introduction to Coding Algorithms with Picture Books*

Kitchen of *Sabrina Steigelman Twitter: @sabinasteig*

Ingredients








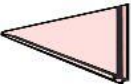





- *Easy to Sequence Picture Books*
- *Coding Algorithm Sheet**
- *Smartboard (optional)*

**Laminate to save materials*

Directions

1. Read the story to your students emphasizing the importance of focusing on key details and sequence of events.
2. Students will then learn about the importance of sequence and specific directions while coding.
3. Complete a few steps of the coding sheet with students on the smartboard.
4. Have students complete the rest of the seet on their own.
5. For extra practice students may actually code an imaginary train to retell or recreate the events of the story.

If You Give a Mouse a Cookie

Start 			
			
			
			
			
			 End